

# Reflective Roof Coatings Improve A/C Efficiency

Source/Author: Alexander Cua

## Introduction

Located in La Grange, GA, this Best Western Inn had a black EPDM roof with leak problems. EPDM is an inexpensive black roofing material that resembles tire tubes. The system typically lasts 15 years.

A portion of the roof (above IHOP restaurant) was recently re-roofed with a similar EPDM membrane. Since the removal and disposal of EPDM is expensive, the owners sought other methods to solve the leak issues. Elastomeric roof coatings are an excellent, environmentally friendly alternative to roof replacement.

## Substrate Condition

Good overall, several sections had loosened and there was some ponding water around the roof-top A/C units.

## Objective


- Determine if a reduction in roof surface temperature reduces intake air temperature going through the roof-top units.
- Determine if a cooler roof reduces plenum air temperatures above the ceiling.
- Determine other factors that degrade the efficiency of the A/C system that translates to higher cooling costs.

## Roof Restoration Process

Crews spent an inordinate amount of time on washing and preparing the EPDM roof. The entire roof surface was power washed, broomed and allowed to dry.

Seams were prepared using Acu-Tac and reinforced with Acu-Fabric roofing membrane and allowed to dry.

An Acu-Prime All was applied to the entire roof surface to provide positive adhesion for the Acu-Shield elastomeric roof coating.



The Acu-Shield elastomeric roof coating was applied with a hydraulic airless sprayer stationed on the ground. This scenario provided the perfect opportunity for us to conduct thermal efficiency studies on both the coated and uncoated sections of the roof.

## Temperature Studies - Rooftop


### Rooftop Data before Coating Application

Time	Ground Ambient	Roof Ambient	Roof Surface	Rooftop A/C
11:00AM	89.2° F	99.7° F	149.0° F	94.6° F
12:00NN	94.3° F	102.9° F	170.0° F	97.9° F
1:00PM	94.8° F	106.2° F	172.0° F	103.1° F
2:00PM	97.5° F	106.5° F	176.5° F	104.9° F
3:00PM	95.9° F	113.5° F	165.0° F	103.9° F
4:00PM	96.6° F	110.3° F	168.0° F	101.7° F
5:00PM	95.5° F	103.5° F	151.0° F	99.0° F

\*Measurements taken July 26, 2005

These initial readings were taken at the first heat wave of the season in La Grange, GA. We had a heat index of 105° F and at 2:00PM roof surface temperature reached a whopping 181° F on certain sections of the black EPDM roof. For this study, we took lowest reading from 6 test points all over the roof.

On average, a black, non-reflective roof raises the ambient air temperature on the roof about 10° F (10%). I was getting lower readings from thermocouples placed near the A/C units. Airflow had a cooling effect on the thermocouples (even with cones), thus lowering the measured temperature. Direct sunlight also skewed the readings so we had to keep the thermocouples in the shade for the duration of the test.



## Rooftop Data after Coating Application

Time	Ground Ambient	Roof Ambient	Uncoated Surface	Coated Surface	IHOP A/C Uncoated	BW A/C Coated
11:00AM	88.9° F	96.8° F	149.0° F	94.6° F	102.9° F	97.9° F
12:00NN	92.5° F	98.5° F	159.0° F	97.9° F	103.2° F	98.3° F
1:00PM	92.9° F	99.3° F	163.0° F	103.1° F	103.9° F	98.6° F
2:00PM	93.2° F	99.8° F	168.2° F	104.9° F	104.2° F	98.5° F
3:00PM	93.0° F	99.9° F	165.0° F	103.9° F	104.1° F	98.5° F

\*Measurements taken August 4, 2005

These readings were taken a few days after the roof was coated with reflective roof coatings. There was a significant reduction in roof surface temperatures!

**The uncoated area measured 168.2° F; the coated area was 94.5° F. It is a heat reduction of 73.7° F or 98%.**

Even air around the coated and uncoated A/C units had a temperature differential of almost 5° F.

## Rooftop A/C


IHOP Roof (Uncoated Area) Infrared Thermography taken on July 26, 2005 at 2:00PM clearly shows higher temperatures near the roof due to superheated air on the roof surface.

Best Western Inn Roof (Partially Coated) Infrared Thermography taken on August 4, 2005 at 2:00PM. The evaporator coils on this unit are running cooler and more efficiently since the surrounding air temperature has been lowered by Reflective roof coatings.

**Best Western Inn Roof** (Readings taken near A/C above right)

## The Plenum

The plenum is the space between a false ceiling and the actual ceiling that serves as a distribution area for heating or cooling systems. For unducted air returns, this is also called the return plenum and a significant amount of cooling energy is lost here.



So much attention has been placed on achieving optimum R-values and SEER ratings that almost no emphasis was given to efficiency lost during distribution. The heat load on the roof raises plenum temperatures significantly and this directly affects the cooling efficiency of the system since cool air is being reheated as it enter the plenum and then re-cooled.

IHOP Roof (Uncoated Area)

Best Western Inn Roof (Partially Coated)

## Ceiling Grid

Heat transfer from the plenum to the room was clearly evident in this IR thermograph. The ceiling grids become “heat sinks” and represent 8.3% of the surface area of the ceiling if taken collectively.

## Conclusion

The performance of A/C system can be severely degraded by heat gain coming from the roof. An A/C system works by removing heat from the room and dissipating it outdoors. Any heat gain around the supply ducts, return plenum, ceiling and roof-top units contribute to this degradation. In this case study, the heat gain on the A/C system probably **reduced the cooling efficiency by as much as 40%**.

The owners of this building not only saved re-roofing dollars by extending the service life of this roof, they also will save money in the long run by enhancing the performance of their A/C system.

## Energy Seal Coatings

**Our coatings were used in the application of this project.**

**More proof of the energy efficiency of...**

**Energy Seal Coatings**